

**State Board of Health
Chapter 849 (2020 Acts of Assembly) Work Group
Agenda**

August 4, 2020 – 9:00 a.m.

HYBRID MEETING – IN-PERSON and VIA WEBEX

**Board Room 4
Perimeter Center
9960 Mayland Drive
Henrico, VA 23233**

**Virtual meeting registration
instructions on next page**

Call to Order and Welcome

Rebekah E. Allen
Senior Policy Analyst
Office of Licensure and Certification

Roll Call

Ms. Allen

Review of Agenda

Ms. Allen

Public Comment

Reports from Work Group Members:
Needs to be Met by Proposed System

Work Group Members

Initial Discussions on Technical Specifications &
Considerations for System

Ms. Allen & Work Group Members

Discussion of Next Steps

Ms. Allen & Work Group Members

Other Business

Ms. Allen & Work Group Members

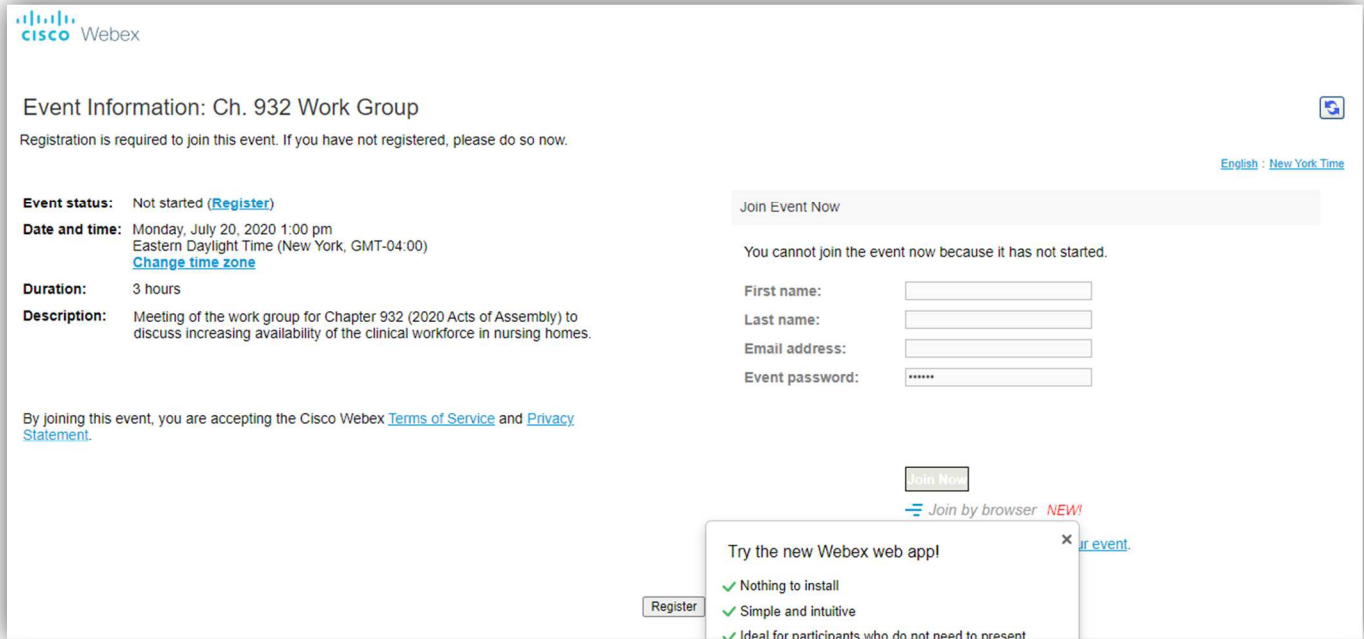
Adjourn

REGISTERING for the Chapter 849 (2020 Acts of Assembly) Work Group Meeting on August 4, 2020

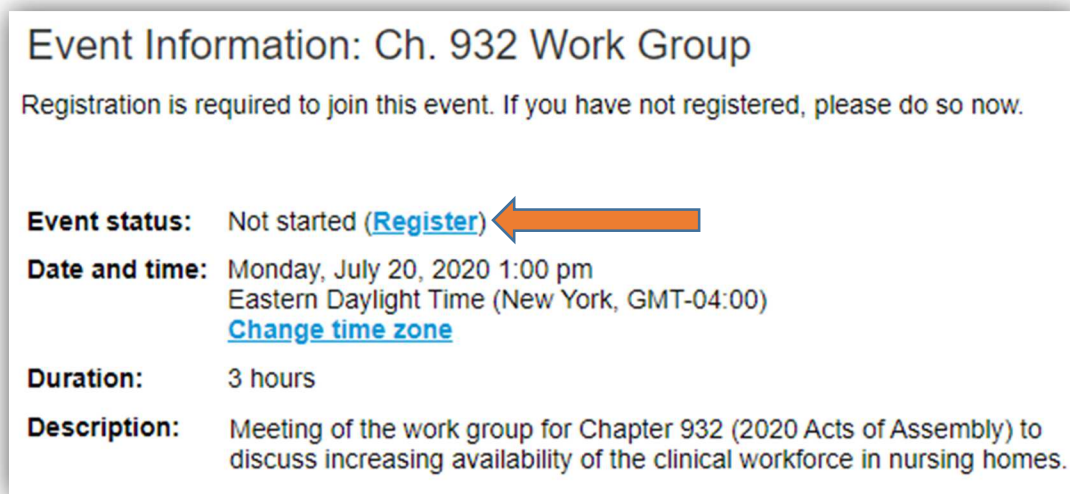
(Either to attend and view the meeting or to speak during the Public Comment Period)
(Screenshots are examples from a prior meeting)

1) Open the link the Online meeting registration:

<https://covaconf.webex.com/covaconf/onstage/g.php?MTID=ef4fbb880c7e695e9de4a6e36dae97a43>



2) Click on the link that says, "Register." It is in blue and on the line that starts with "Event Status".



- 3) This will prompt you to register for the event. Please enter your name and email address on the registration form. (Note: this information will not be retained after the meeting and will only be used for purposes of making sure people who want to connect to the meeting or speak at the meeting can do so.) When you are finished entering registration information, click the "Submit" button in the bottom right.

Register for Ch. 932 Work Group ?

[English](#) : [New York Time](#)

Please complete this form to register for the event. An asterisk (*) indicates required information.

Please answer the following questions.

* First name:	<input type="text"/>	* Last name:	<input type="text"/>
* Email address:	<input type="text"/>	* Phone number:	<input type="text" value="1"/> <small>Country/Region Number (with area/city code)</small>
* Confirm email address:	<input type="text"/>		

Do you wish to offer public comment during the Public Comment Period?:
 Yes
 No

Are you a member of the media?:
 Yes
 No

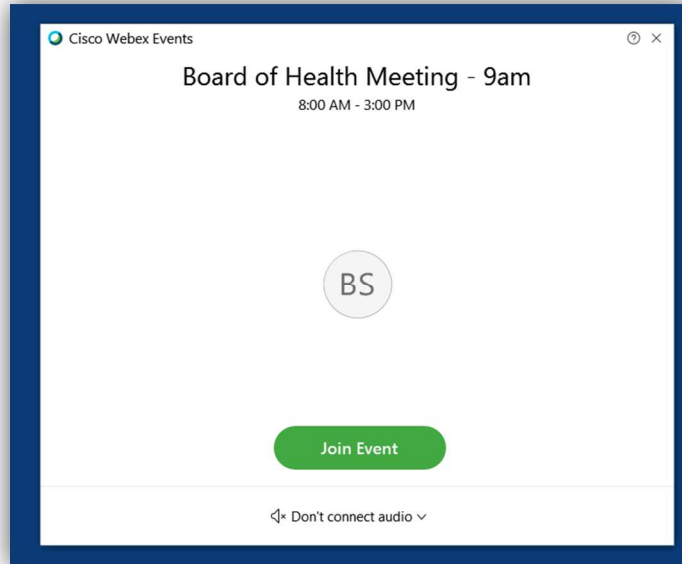
If yes, what media affiliation or company are you with?:

JOINING the Chapter 849 (2020 Acts of Assembly) Work Group Meeting on August 4, 2020

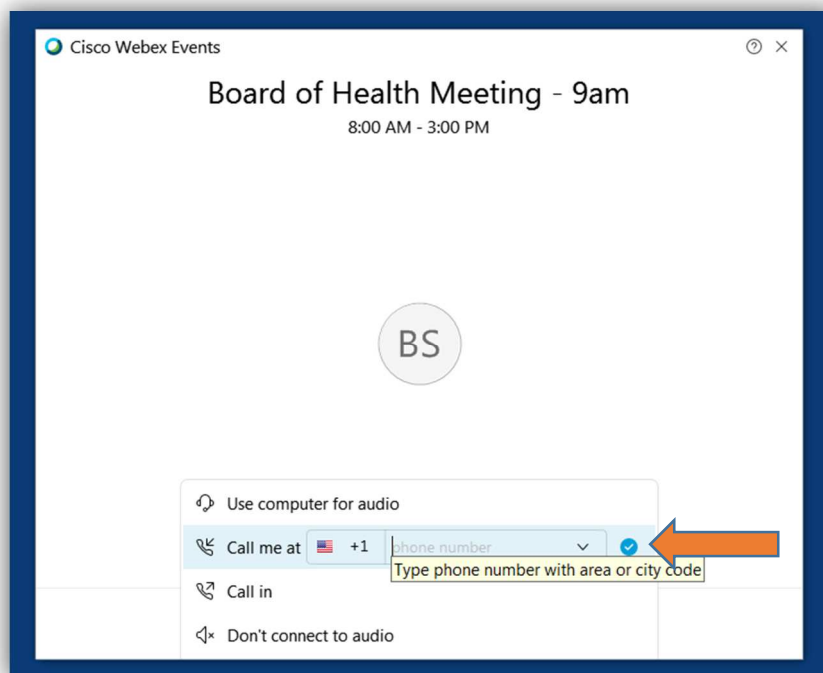
(Screenshots are examples from a prior meeting; the name of this meeting will be “Ch. 849 Work Group – 9am”)

- 1) On the day of the meeting, you will click in the email to join the meeting.

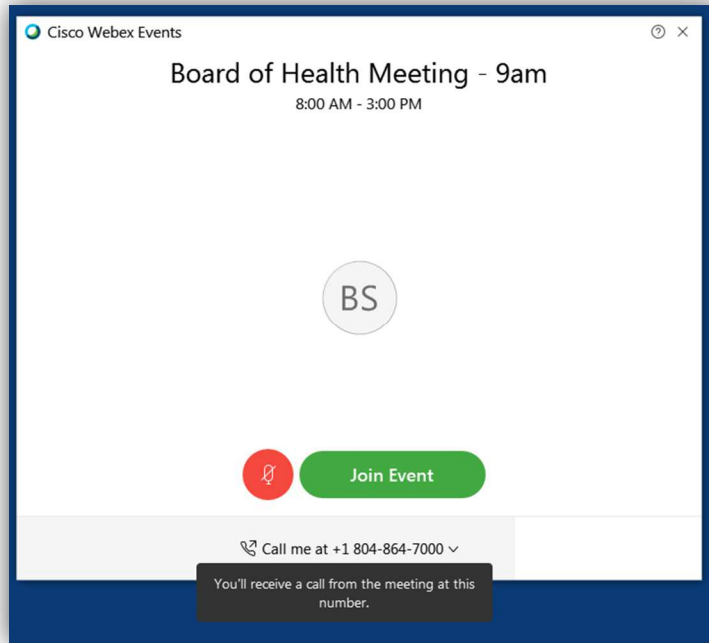
You will need to enter your name as it appeared on the registration in order to join.



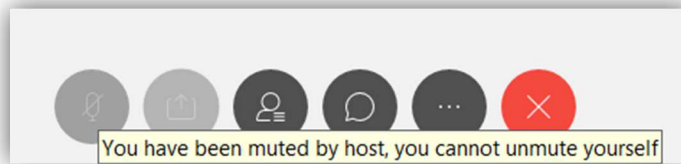
- 2) You should select the “CALL ME AT” option to connect for audio. **DO NOT select the call in nor use computer audio options.** Enter your 9-digit phone number and click the blue check mark.



- 3) Click “Join Event.” You will receive a phone call from the meeting platform. You will be prompted to press 1 when you answer the phone to connect.



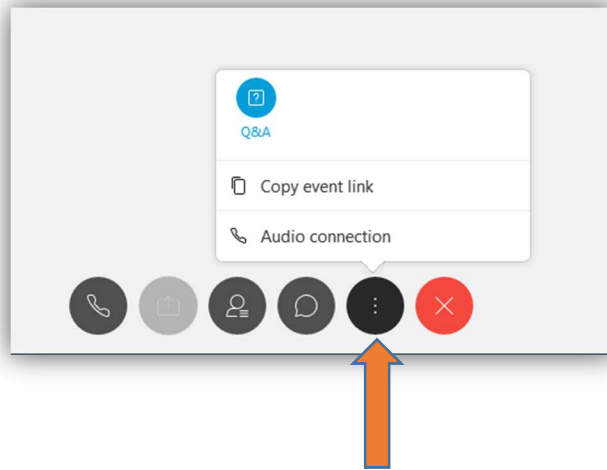
Note that you will be automatically muted when you join the meeting. You cannot unmute yourself to be heard during the meeting until the host unmutes you. This will occur during the public comment period for those who have signed up to do so.



Important Note about Audio Settings:

In order to facilitate public comment, you will need to use your phone to dial in. It is very important that you follow these instructions to merge your phone and computer identification. This will allow you to be unmuted to speak during public comment if you have signed up.

- 1) If you have joined the meeting without having WebEx call you, you will need to change the audio settings. Click on the “MORE” control button and select “Audio Connection.” **DO NOT** use the call-in option nor the computer audio option.



You will change the type of connection and select “CALL ME AT”. Enter your 9-digit phone number and click CONNECT. Press 1 when prompted on the incoming phone call.

